

JKß - JOY KROEGER BECKNER - JKß

classical realism, from hounds to humans & and more!

NEWS & JOURNEYS OF JOY! :: VOL. TEN, NUMBER TWO :: AUGUST 2014



"A Good Life" SS (Standard Smooth) as seen and photographed in the AKC Museum Collection by my friend Julie Nelson. Winner of Best-in-Show at The Art Show at the Dog Show, 1997, and given to the Museum by the show.

AUGUST 23 & 24, 2014: I am honored to be featured artist at the AKC Museum of the Dog, St. Louis, MO! The museum has asked me to bring Bo Duke and as many pieces as possible. With payment of your entry to the museum you can explore the entire museum, see my work, and meet Bo! Brian and I would love to see you there!

"Dreaming of Tomatoes" MS, has been a favorite among collectors and admirers alike for years, but the edition is coming to a close!



Only ONE remains out of a total of 22 Life-sized Miniature Smooth (MS) Dreaming of Tomatoes! This gorgeous bronze features a dachshund dreaming of ripe summertime tomatoes. This fine art bronze is the perfect gift or addition to your collection. Don't miss your chance to own the last "Dreaming of Tomatoes" MS!

"DREAMING OF TOMATOES" MS. 10/20 is the last one!
14 1/2"L x 5"H x 8 3/4"D, Bronze Ed. 20 & 2 Artist's Proofs
Joy Kroeger Beckner ©2007
\$5000

...

"So Good to See You" MS, also a favorite, is quite rare. Beautiful number 14/20 is now available on the secondary market.





"So GOOD TO SEE YOU" MS. 14/20 is the only one available!

13 1/4"L x 11 5/8"H x 10 1/8"D, Bronze Ed. 20 & 2 Artist's Proofs

Joy Kroeger Beckner ©2003

\$6800

"So Good to See You" MS, 14/20 must be seen to be appreciated. Looking out our window above, the patina on 14/20 has aged gracefully. Perfect! NOW is the time to order this rare and gorgeous bronze for which you will pay no veterinary bills during your family's lifetime!

Call 636-532-3216

or

email info@joybeckner.com

to order yours

TODAY!

Step back to May 2013 & 2014

MAY 1, 2014: HAPPY BIRTHDAY, Brian!

MAY 3, 2013: YES, 2013! Recently I found this photo of my medals as they were displayed at Brookgreen Gardens in the 30th Anniversary Exhibition of the American Medallist Sculpture Association, AMSA. Thank you, Robin Salmon, Curator of Sculpture At Brookgreen, for this photo. This glorious figurative sculpture garden graces over 900 acres in Pawleys Island, SC. Do visit this gem!



Rear left to right: "Inspiration" Long, ©2012; "Inspiration" Smooth ©2009; "Inspiration" Wire. ©2012. Single-side Pewter.
Front: "Inspiration" Smooth, front and back, Bronze. ©2009



"Merry Sunshine" was accepted in the 130th Members' Exhibition of the Salmagundi Club.

EARLY SUMMER 2014: The Salmagundi Club celebrated its 130th year with two prestigious members exhibitions: "Merry Sunshine" was accepted in the 130th Members' Exhibition, and "Squirrel Season" Long, below, was accepted in the 131st Master Members' Exhibition, at the Salmagundi Club, 47 Fifth Avenue, New York, NY.



"Squirrel Season" Long was accepted in the 131st Masters Exhibition of the Salmagundi Club, NYC.

Thank you, Master Painters, Sherrie McGraw, Margret Short and Jacqueline Kamin for sponsoring me for membership into the Salmagundi Club! I was accepted as a Salmagundi member early in the summer of 2013. What an honor to know these women and to be a member of Salmagundi.

MAY 13, 2014: Today I have no intentions to garden. Whew! For the past two weeks I transplanted ground cover (Big Blue Liriope) from one bed into the area under the deck, and preped the bed from which the ground cover came, for it's new ground cover, a purple flowering vinca. I am out of my favorite fertilizer and need a break while my next 10-pound package of Gardens Alive "Perennials Alive" is in transit.

My three heirloom tomatoes have been potted up for about three weeks now. Yes, they get "Tomatoes Alive."


MAY 15, 2014: Demolition begins on our master bath in preparation for remodeling. Bo Duke is not happy with all the noise. Brian heads toward Grand Junction, CO to see his mom and little brother.

MAY 21, 2014: Today I rest in my office. I have been pruning, pruning and pruning more for a week! Time to enter items in Quicken. Our water-rotted master bath floor has been removed and replaced. This track house we purchased in 1984 was built in 1973, and the plumbing and electrical systems are a puzzle. Yay! Brian's home!

MAY 22, 2014: The Normandy School District is 90 years old this year. My old alma mater graduated its last class, ever, as I knew the district, from Kindergarten through high school. Last year, it lost its accreditation, and has financially struggled to pay for student transfers and transportation to accredited districts. St. Louis County has lost a formerly very good district.

MAY 23, 2013: Happy Anniversary! Brian and I have been married for thirty years! Time flies.....

JUNE 3, 2014: We move into the basement bath! Our magical remodeling man is here to reset the leaky toilet. I'm all smiles. My tomatoes are red and ripening!



Gee, bathtubs are not as heavy as they used to be. Two guys walked our new tub upstairs. It's made of something that flexes slightly and thus the porcelain will not crack or chip as easily as porcelain on cast iron. I hope it is very comfortable. Our old tub has not held water, ever. We discover the 1973 subdivision builder drained it uphill!

JUNE 4, 2014: It is a mere 71 degrees, and I finish pruning my overgrown topiary of Edgar. Wow! What a job! For the first time I use more than my Felco pruners; I use my Black & Decker electric hedge trimmer. I love it - and - I feel **POWERFUL!** I am Towanda! (Kathy Bates in "Fried Green Tomatoes.")

JUNE 10, 2014: My blushing Brandywine is cracked! Ouch! Do you have any suggestions? I ask Nancy, my Loveland, Colorado metal chaser, who just lost six tomato plants to freezing. She tells me tomatoes crack due to too much water.

JUNE 17, 2014: My new Virtual Merchant credit card processor app is set up on my iPhone G5s, on my old G3s, and on my iPad mini for a back up.

Yay! The Seaside Art Gallery sold a little 1:6 Scale *"Dreaming of Tomatoes"* Long hair!



JUNE 18, 2014: A wren family lives my big Greek Begonia on the deck. This morning a baby wren falls from the nest before I notice and Bo gets it. :-(Though he is not used to hunting, I stand there to make sure he wastes none. I do not condone killing birds, but I am pleased that Bo finally shows a sense of being a hunter.

Later I lunch with Lisa Picker from Washington University. She is reaching out to see if I may want to become more involved with WU where I attended art school. She asks for no money! How nice is that? Then I donate resalable bathroom parts to Habitat for Humanity Restore.

Upon arriving home, I discover a check from Hildt Gallery in Chicago's Drake Hotel; it is for a 1:6 Scale longhaired *"Life's a Ball!"* that was purchased by a person from the United Kingdom. Yay!



Tonight Brian treats me to sushi. The lobster-roll comes first; it looks and tastes like dessert!

JUNE 19, 2014: Today is the third day of 90+ degree temperatures and VERY HIGH HUMIDITY. I am ready for the promised cold front.

My three tomatoes are tall and producing! I can hardly wait to have enough homegrown tomatoes to make Roasted Tomatoes with Shrimp and Feta. Thank you collector Bonnie Brooks for sharing Real Simple magazine with me. This recipe came from the first issue of my subscription! Feel free to copy and try it!

Roasted Tomatoes with Shrimp and Feta – serves 6

Hands-on time: 15 minutes / total time: 50 minutes / makes 6 servings. (15 minutes IF you have peeled and deveined the shrimp! ADD more time to do that if need be.)

Serve this dish in shallow bowls with crusty bread and a green salad.

5 large tomatoes, cut into eighths.

3 Tablespoons olive oil

2 Tablespoons minced garlic

3/4 teaspoon kosher salt

3/4 teaspoon freshly ground black pepper

1 1/2 pounds medium shrimp, peeled and deveined

1/2 Cup chopped fresh Italian parsley

2 Tablespoons lemon juice

1 Cup feta cheese, crumbled

Preheat oven to 450 degrees F.

Place the tomatoes in a large baking dish. (I use a large rectangular Pyrex baking dish.) Spoon the olive oil and garlic over the tomatoes. Sprinkle with salt and pepper and toss.

Place on top rack of oven and roast for 20 minutes. Remove baking dish from oven and stir in the shrimp, parsley, and lemon juice.

Sprinkle with the Feta.

Return to the oven for another 10 to 15 minutes or until shrimp are cooked.

Serve warm in bowls. Above is our round Pyrex bowl, shown with leftovers for 3-4 more meals. Yummm!!!!



JUNE 30, 2014: Flowers, flowers, and more flowers in my garden! I LOVE it!





I work for a week on my dear old Smith & Hawken teak Monet bench that I purchased in the 80s when we moved into our home. First, I power sanded it, and then applied tung oil. It is now more gorgeous than when new.

My fragrant, golden-throated white lily blooms above peony foliage.

Here's July!

JULY 10, 2014: Today is the culmination of my week's worth of hard work cleaning my studio: I washed most of 19 Pella windows inside and out. For Pella windows that means four panes each, cleaned the floor, took up and replaced the Kodak paper that protects the floor from wax and clay; recycled images of creatures, and worked my rear off for a week.

At 1:30 pm, I head for the shower and make myself as camera ready as possible. Oh, does this feel GOOD!


At 3 pm, writer and friend, Sheila Frayne Rhoades and photographer Robert Ramirez, from the St. Louis Post-Dispatch come to write about and photograph our house for an article that will also include a bit about my work. At 4:45, I crash on the couch until Brian takes me out to dinner.



My clean studio: Photo by Sheila Frayne Rhoades.

JULY 11, 2014: Sheila asks how many bronzes I had created of dachshunds. I've never counted them, but I discover I've made **42 original dachshunds, including all sizes that I made from scratch!** Plus, persons have commissioned me to make several other breeds in bronze or sterling. I work on every one of the waxes, so, how many have my tools touched? A lot!

Sheila also asks about my topiary of Edgar. I measure it and am surprised to learn it is 35 feet long! It is 5.5 feet high and 5.5 feet thick, and really difficult to prune from the lower side away from the steps.



My topiary of Edgar, all 35 feet of it!
Sheila Frayne Rhoades Photography

...

Then,

July 20, 2014,

The Article

in

THE ST. LOUIS POST-DISPATCH!

JULY 20, 2014, SUNDAY



ST. LOUIS' #1 SOURCE FOR NEWS | PRINT EDITION | E EDITION | APPS

ST. LOUIS POST-DISPATCH



News

Opinion

Business

Sports

High Schools

Entertainment

Lifestyles

Photos

Aut

Hot Topics

FROZEN TREATS

• EMMY NOMS

• GAIL IN LA

• MOVIE REVIEWS

• PREP SCHOOL VIDEOS

• RESTAURA

Home / Lifestyles / Home & Fashion

At home with a Chesterfield sculptor known for her canines

✓ Recommend

157



Tweet

0

g+1

0

Pinit

Share

3




Print

Email

19 hours ago • By Sheila Frayne Rhoades Special to the Post-Dispatch

1



The family room in the Chesterfield home of Joy Kroeger Beckner and Brian Beckner, Thursday, July 10, 2014. Photo by Roberto Rodriguez, rrodriguez@post-dispatch.com

Joy and Brian Beckner's home is somewhat of an art gallery, filled with beautiful sculptures, paintings and collectibles. Yet, their Chesterfield residence is just as warm and welcoming as the couple themselves.

The Beckners moved into the circa 1973 house in 1984 and immediately began a renovation. "We started by removing the '70s orange shag carpeting," said Joy. "Then we knocked out walls and added rooms. Our intent was to create a colorful, light-filled, modern interior."

Their efforts were indeed successful. Upon entering, visitors

The St. Louis Post-Dispatch, Home & Away, Page H3, feature article and photos, "A House Where Hounds Abound" by Sheila Frayne Rhoads. Please click here to read it and see the video: <http://bit.ly/1uHB3dA>

You may be greeted by the following opportunities to access information.



Video: At home with ... the Beckners

Joy Kroeger Beckner, a well-known sculptor, and her husband, Brian, give us a tour of their home. Read more Sunday in Home & Away.

July 17, 2014 6:15 am 0



At Home - Joy Kroeger Beckner and Brian Beckner

The family room in the Chesterfield home of Joy Kroeger Beckner and Brian Beckner, Thursday, July 10, 2014. Photo by Roberto Rodriguez, rrodriguez@post-dispatch.com

July 12, 2014 4:58 pm 0



At Home - Joy Kroeger Beckner and Brian Beckner

The back yard in the Chesterfield home of Joy Kroeger Beckner and Brian Beckner which features a dachshund shaped hedge, Thursday, July 10, 2014. Photo by Roberto Rodriguez, rrodriguez@post-dispatch.com

July 12, 2014 4:57 pm 0



At Home - Joy Kroeger Beckner and Brian Beckner

The dining room in the Chesterfield home of Joy Kroeger Beckner and Brian Beckner, Thursday, July 10, 2014. Photo by Roberto Rodriguez, rrodriguez@post-dispatch.com

July 12, 2014 4:57 pm 0



At Home - Joy Kroeger Beckner and Brian Beckner

An art studio in the Chesterfield home of Joy Kroeger Beckner and Brian Beckner, Thursday, July 10, 2014. Photo by Roberto Rodriguez, rrodriguez@post-dispatch.com

July 12, 2014 4:57 pm 0



At Home - Joy Kroeger Beckner and Brian Beckner

The living room in the Chesterfield home of Joy Kroeger Beckner and Brian Beckner, Thursday, July 10, 2014. Photo by Roberto Rodriguez, rrodriguez@post-dispatch.com

July 12, 2014 4:56 pm 0

*Thank you
for
your interest!*



At Home - Joy Kroeger Beckner and Brian Beckner

Brian Beckner and Joy Kroeger Beckner at their Chesterfield home, Thursday, July 10, 2014. Photo by Roberto Rodriguez, rrodriguez@post-dispatch.com

July 12, 2014 4:55 pm 0



At Home - Joy Kroeger Beckner and Brian Beckner

A red Ducati motorcycle and a brightly colored painting by Bill Kohn provide bright accents to the living room in the Chesterfield home of Joy Kroeger Beckner and Brian Beckner, Thursday, July 10, 2014. Photo by Roberto Rodriguez, rrodriguez@post-dispatch.com

July 12, 2014 4:55 pm 0



"Dachshund" by Joy Beckner

"Dachshund" by Joy Beckner, was created by local bronze artist Joy Beckner. This playful dachshund won the Art Show at the Dog Show, a national dog art competition in Wichita. courtesy of the American Kennel Club Museum of the Dog

August 12, 2012 10:05 am 0

...

JULY 24, 2014: The weather is glorious; I spend the day pruning in the garden. The Edgar topiary needs love.

August already?

AUGUST 4, 2014, 7:26AM: I hear airbrakes from a truck, look outside and see John our master installer unloading his truck in our driveway. He needs to drive down our street to meet the massive truck (with the airbrakes) delivering our bathroom cabinets. It cannot get down our cul de sac.

AUGUST 4-9, 2014: I chase as many miniature waxes as I can to take to the foundry in Colorado.

AUGUST 5, 2014: Yay! Artistic Designs Gallery, Brownsburg, IN, sold both my bronzes in its 8th Miniature show. "Lord of the Couch" and "Sweet Roll" have new homes.

Thank you, gallery owner, Laura Teshdahl!



"Lord of the Couch" Smooth 1:6 Scale



"Sweet Roll" 1:6 Scale

AUGUST 10, 2014, MONDAY 2-3AM: Pop! An electrical transformer pops. Our AC stops blowing. Our ATT U-verse receiver beeps to tell us it still lives. U-verse is Brian's baby.

4:45AM: Boing! Brian's sonar alarm goes off. We find flashlights, sponge bathe, feed Bo, pack the Koolatron, and drive toward Colorado at 5:36am. We take turns driving. It's foggy and between the high 60s and low 70s. For the benefit of the dwindling Monarch butterflies, I hope milkweed is among the wild flowers along I-70. By 8:49am a touch of blue briefly peeks between clouds as we approach Kansas City. The trip is uneventful. We gratefully retire in to bed at the LaQuinta in Loveland, CO.

AUGUST 12, 2014, TUESDAY: After chasing four more little waxes, we drive to the foundry in Eaton from Loveland. On the way back to the hotel, we have a flat tire. I suggest we call AAA. Brian changes it and grumbles that he is 70 and shouldn't be doing this ;-)). I couldn't have done it myself; the Suburban wheel and tire are very heavy!

AUGUST 13, 2014: My friends Mel Schockner and his wife, sculptor Rosetta meet me at their studio. Mel, master photographer, shoots my one of a kind commission of an elderly longhaired dachshund. Rosetta, a master sculptor of all things cat and much more, has written a book. Hmmm. That sounds appealing. Brian gets a new tire and has the wheels balanced and rotated. We are set to drive again.

AUGUST 16, 2014, SATURDAY: We visit with Jeanne, Brian's 93-year-old mother and his younger brother Charles in Grand Junction, CO.

Surprise of surprises: an unexpected museum show!

Morris Museum, Morristown, New Jersey

AUGUST 17, 2014, SUNDAY: We drive to Loveland via I-70 and then take the Peak-to-Peak Highway to Estes Park and Loveland, CO. Beautiful!

My collector and friend, Larry Terricone, calls, and emails a press release to tell me of a show I have no idea my work is in. My work is in the Morris Museum, Morristown, NJ show, "The Dog Show: The Art of Our Companion Animals." He loaned his personal piece, "A Good Life" MS, for the show that runs from Sept. 12 – Dec. 14, 2014. What a sweetheart he is to think to offer my work for the show. Thank you, Museum Director and Curator Linda Moore, for including my work, "A Good Life."

Thank you, Linda and Larry!

AUGUST 18, 2014, MONDAY, We pick up freshly patinaed and boxed bronzes and head toward home by 9:06am. This trip gives new meaning to "Quick Trip." We arrive at 11:36pm. We are ready for bed.



upcoming shows

AUGUST 6 – 29, 2014: Artists of Northwest Arkansas, 20th Annual Regional Art Exhibition. The Arts Center of the Ozarks, Springdale, AK.



AUGUST 23 – 24, 2014: Featured Artist, American Kennel Club, AKC, Museum of the Dog, 1721 South Mason Road, St. Louis, MO.

AUGUST 23 - OCTOBER 26, 2014: Society of Animal Artists, 54th Annual Exhibition, The Wildlife Experience, 10035 S. Peoria St., Parker, CO 80134.

SEPT. 12 – DEC. 14, 2014: The Dog Show: The Art of Our Canine Companions, Morris Museum, 6 Normandy Heights Rd., Morristown, NJ 07960. For more information, call 973-971-3700 or visit www.morrismuseum.org

SEPT. 13 – OCT. 26, 2014: America's Parks II, Arizona-Sonora Desert Museum, Tucson, AZ.

SEPT. 27-28, 2014: Birds and Their Habitat, Connecticut Audubon Society, 2325 Burr Street, Fairfield, CT 06824

THROUGH MAY 2015: Art on the Avenues, Wenatchee, WA: www.artontheavenues.org

THROUGH MAY 2015: David A. Straz, Jr. Center for Performing Arts, 1010 Macinnes Place, Tampa, FL.

When sheepherders have a sense of humor



I wish you

Strength for the Journey

Thank you for being in my life!

Please keep in touch.

Joy

Thank you, Dee Thrash, for the sharing her wish, "Strength for the Journey."